

# 2012 Transportation Technology Deployment Report:

Greater Washington Region Clean Cities

January 2013

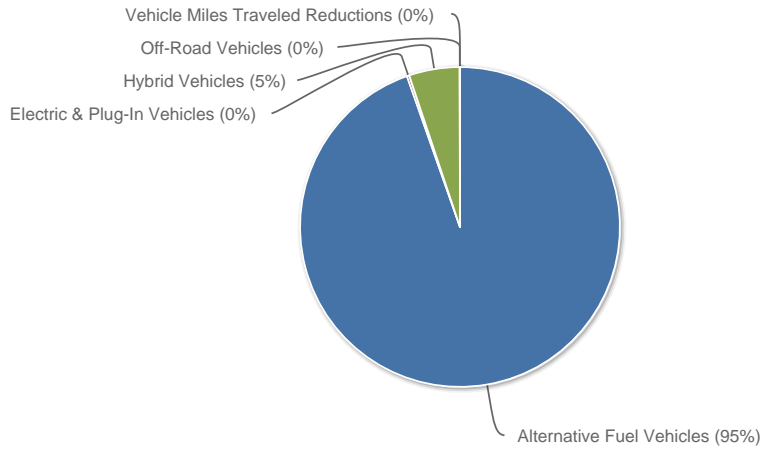
The U.S. Department of Energy's (DOE) Clean Cities program advances the nation's economic, environmental, and energy security by supporting local actions to reduce petroleum use in transportation. A national network of nearly 100 Clean Cities coalitions brings together stakeholders in the public and private sectors to deploy alternative and renewable fuels, idle-reduction measures, fuel economy improvements, and new transportation technologies, as they emerge.

Every year, each Clean Cities coalition submits to DOE an annual report of its activities and accomplishments for the previous calendar year. Coalition coordinators, who lead the local coalitions, provide information and data via an online database managed by the National Renewable Energy Laboratory (NREL). The data characterize membership, funding, projects, and activities of the coalitions. The coordinators also submit data on the sales of alternative fuels, deployment of alternative fuel vehicles and hybrid electric vehicles, idle-reduction initiatives, fuel economy activities, and programs to reduce vehicle miles traveled. NREL and DOE analyze the data and translate them into petroleum-use and greenhouse gas reduction impacts for individual coalitions and the program as a whole. This report summarizes those impacts for Greater Washington Region Clean Cities.

To view aggregated data for all local coalitions that participate in the Clean Cities program, visit [www.eere.energy.gov/cleancities/accomplishments.html](http://www.eere.energy.gov/cleancities/accomplishments.html).

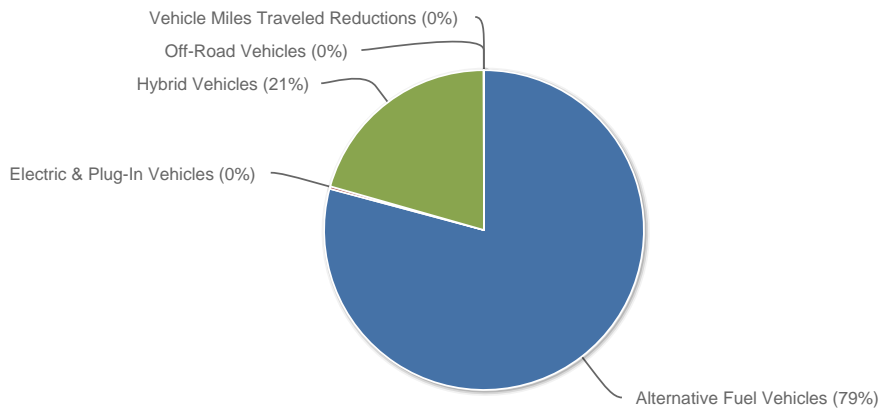
### 2012 Gallons of Gasoline Equivalent Reduced

10,959,094 gallons

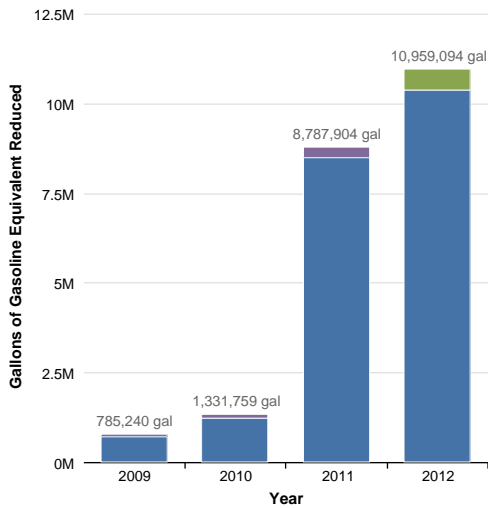


### 2012 Greenhouse Gas Emissions Reduced

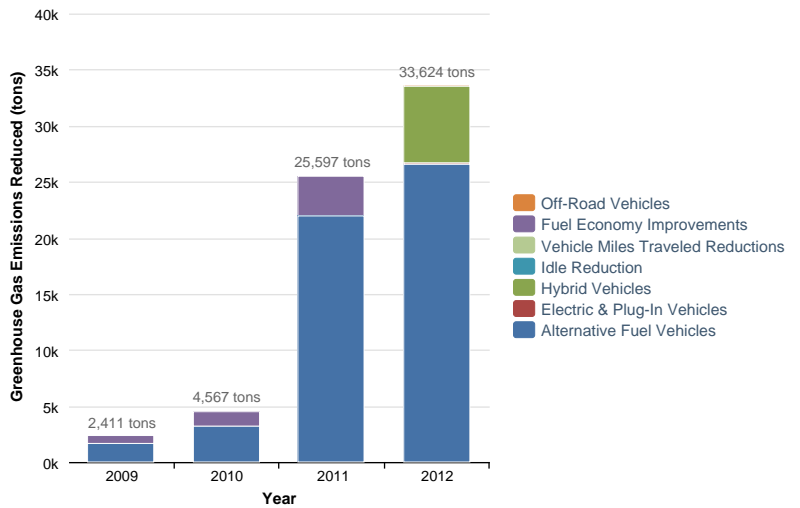
33,624 tons



### Historical Gallons of Gasoline Equivalent Reduced



### Historical Greenhouse Gas Emissions Reduced



# COALITION

## Greater Washington Region Clean Cities - DC

<http://www.gwrccc.org>

**Designated:** 10/21/1993

**Boundaries:** District of Columbia; Maryland counties: Frederick, Montgomery, Prince George. Works cooperatively with bordering coalitions in Virginia and Maryland.

## COORDINATORS

	<b>Address</b>	<b>Telephone</b>	<b>Fax</b>
<b>Ron Flowers</b>	2000 14th St, NW, DPW-Ste 330 P.O. Box 73402 Washington, DC 20009	202-671-1580	202-671-0120
<hr/>			
<b>Number of coordinators</b>			1
<b>Coordinator(s) hours per week on Clean Cities</b>			40 hours
<b>Other staff hours per week on Clean Cities</b>			80 hours
<b>How long have you been the coordinator?</b>			3 years

## OPERATING INFORMATION

<b>Host organization</b>	Nonprofit - Standalone
<hr/>	
<b>Stakeholders</b>	
<b>Number of stakeholders</b>	1,000
<b>Number of private stakeholders</b>	600
<b>Does the State Energy Office provide any financial support to the coalition or stakeholders?</b>	No
<b>How would you rate the quality of the data on your survey?</b>	Excellent
<b>How do you obtain most of your data for the survey?</b>	Paper, e-mail, or spreadsheet questionnaire to stakeholders, Phone calls to stakeholders
<hr/>	
<b>Has your coalition registered with <a href="http://www.grants.gov">www.grants.gov</a>?</b>	Yes

### 2012 Outside Funding

<b>Stakeholder dues collected</b>	\$20,000
<b>How much funding is obtained from other sources to cover coalition operating expenses?</b>	\$180,000
<b>Non-DOE or ARRA grant and matching funds spent in 2012</b>	\$61,704
<b>Total non-DOE or ARRA funding in 2012</b>	\$261,704

# VEHICLE & FUEL INVENTORY

## Alternative Fuel & Vehicles

Fleet/Station Name	Vehicle Class	Fuel	Number of Vehicles	Fuel Used	GGE Reduced	GHG Reduced
Arlington County	Heavy-Duty	Biodiesel (20%)	360	100% of time	316,193 gal	2,897.5 tons
<p>Miles traveled per vehicle: 23,814 mi                      Average vehicle fuel economy: 6 MPG                      Market: Government - Local                      Vehicle type: Unknown/Other                      Percentage from coalition: 100%                      National Clean Fleets Partnership:</p>						
Arlington County	Heavy-Duty	CNG	49	100% of time	215,187 gal	404.8 tons
<p>Miles traveled per vehicle: 23,814 mi                      Average vehicle fuel economy: 6 MPGde                      Market: Government - Local                      Vehicle type: Unknown/Other                      Percentage from coalition: 100%                      National Clean Fleets Partnership:</p>						
Arlington County	Light-Duty	Biodiesel (20%)	80	100% of time	8,348 gal	80.9 tons
<p>Miles traveled per vehicle: 11,788 mi                      Average vehicle fuel economy: 25 MPG                      Market: Government - Local                      Vehicle type: Car                      Percentage from coalition: 100%                      National Clean Fleets Partnership:</p>						
Arlington County	Light-Duty	E85	356	100% of time	154,642 gal	386.5 tons
<p>Miles traveled per vehicle: 11,788 mi                      Average vehicle fuel economy: 17 MPG                      Market: Government - Local                      Vehicle type: Car                      Percentage from coalition: 100%                      National Clean Fleets Partnership:</p>						
Arlington Regional Transit--ART	Heavy-Duty	Biodiesel (20%)	4	100% of time	10,544 gal	96.6 tons
<p>Miles traveled per vehicle: 35,734 mi                      Average vehicle fuel economy: 3 MPG                      Market: Government - Local                      Vehicle type: Bus: Transit                      Percentage from coalition: 100%                      National Clean Fleets Partnership:</p>						
Arlington Regional Transit--ART	Heavy-Duty	CNG	41	100% of time	540,360 gal	1,016.5 tons
<p>Miles traveled per vehicle: 35,734 mi                      Average vehicle fuel economy: 3 MPGde                      Market: Government - Local                      Vehicle type: Bus: Transit                      Percentage from coalition: 100%                      National Clean Fleets Partnership:</p>						
Arlington Regional Transit--ART	Heavy-Duty	CNG	3	100% of time	39,539 gal	74.4 tons
<p>Miles traveled per vehicle: 35,734 mi                      Average vehicle fuel economy: 3 MPGde                      Market: Government - Local                      Vehicle type: Bus: Transit                      Percentage from coalition: 100%                      National Clean Fleets Partnership: No                      Introduced into service in 2012.</p>						

Fleet/Station Name	Vehicle Class	Fuel	Number of Vehicles	Fuel Used	GGE Reduced	GHG Reduced
DC Government	Heavy-Duty	Biodiesel (20%)	1,520	100% of time	519,771 gal	4,763.0 tons
<p>Miles traveled per vehicle: 12,362 mi  Average vehicle fuel economy: 8 MPG  Market: Government - Local  Vehicle type: Unknown/Other  Percentage from coalition: 100%  National Clean Fleets Partnership: No  1520 heavy trucks</p> <p>Some of the examples of the heavy trucks include:</p> <p>TRUCK: GENERAL PURPOSE STAKEBODY, 4X4  STAKEBODY DUMP W/LOADER, GVWR: 26,000+  TRUCK: GENERAL PURPOSE, VAN BODY  REFRIGERATOR TRUCK W/TAILGATE, 4X2, GVWR: 27,000  SERVICE TRUCK</p>						
DC Government	Heavy-Duty	CNG	5	100% of time	46,103 gal	86.7 tons
<p>Miles traveled per vehicle: 25,000 mi  Average vehicle fuel economy: 3 MPGde  Market: Government - Local  Vehicle type: Truck: Refuse  Percentage from coalition: 100%  National Clean Fleets Partnership:  Refuse truck 16 cubic yds, GVWR 44,000; 10 wheel dump with plow &gt; 33,000</p>						
DC Government	Heavy-Duty	CNG	2	100% of time	8,783 gal	16.5 tons
<p>Miles traveled per vehicle: 23,814 mi  Average vehicle fuel economy: 6 MPGde  Market: Government - Local  Vehicle type: Unknown/Other  Percentage from coalition: 100%  National Clean Fleets Partnership:  Street Sweepers</p>						
DC Government	Light-Duty	Biodiesel (20%)	53	100% of time	5,185 gal	50.2 tons
<p>Miles traveled per vehicle: 11,788 mi  Average vehicle fuel economy: 20 MPG  Market: Government - State  Vehicle type: Car  Percentage from coalition: 75%  National Clean Fleets Partnership: No</p>						
DC Government	Light-Duty	CNG	133	100% of time	68,165 gal	128.2 tons
<p>Miles traveled per vehicle: 11,788 mi  Average vehicle fuel economy: 23 MPGge  Market: Government - Local  Vehicle type: Car  Percentage from coalition: 100%  National Clean Fleets Partnership:</p>						
DC Government	Light-Duty	CNG	24	100% of time	14,601 gal	27.5 tons
<p>Miles traveled per vehicle: 10,951 mi  Average vehicle fuel economy: 18 MPGge  Market: Government - Local  Vehicle type: Pickup/SUV/Van  Percentage from coalition: 100%  National Clean Fleets Partnership:  Window passenger van (8), half ton extended cab (3), 3/4 crew cab (4), 15 passenger van (7), cargo step van, 1 ton crew cab pickup</p>						

Fleet/Station Name	Vehicle Class	Fuel	Number of Vehicles	Fuel Used	GGE Reduced	GHG Reduced
DC Government	Light-Duty	E85	562	100% of time	296,574 gal	741.3 tons
<p>Miles traveled per vehicle: 10,951 mi  Average vehicle fuel economy: 13 MPG  Market: Government - Local  Vehicle type: Pickup/SUV/Van  Percentage from coalition: 100%  National Clean Fleets Partnership:</p> <p><i>This number includes: Automobile (compact, sedan, intermediate, full size); Van (window passenger, cargo standard, cargo: utility), Pickups (compact crew cab, half ton extended cab, half ton crew cab, 3/4 ton regular cab, 3/4 ton crew cab) and Sport Utility Vehicle (SUV)</i></p>						
DC Government	Light-Duty	E85	47	100% of time	20,416 gal	51.0 tons
<p>Miles traveled per vehicle: 11,788 mi  Average vehicle fuel economy: 17 MPG  Market: Government - Local  Vehicle type: Car  Percentage from coalition: 100%  National Clean Fleets Partnership:</p> <p><i>This number includes: 15 passenger van, Van (cargo standard, cargo step van, cargo ariel lift), Pickup (with plow 9k-11.5k) and Pickup (Super duty crew cab).</i></p>						
Ecology Service	Heavy-Duty	CNG	56	100% of time	516,352 gal	971.3 tons
<p>Miles traveled per vehicle: 25,000 mi  Average vehicle fuel economy: 3 MPGde  Market: Utility  Vehicle type: Truck: Refuse  Percentage from coalition: 100%  National Clean Fleets Partnership:</p>						
Montgomery County	Heavy-Duty	CNG	89	100% of time	234,510 gal	441.2 tons
<p>Miles traveled per vehicle: 23,814 mi  Average vehicle fuel economy: 10 MPGde  Market: Government - Local  Vehicle type: Unknown/Other  Percentage from coalition: 100%  National Clean Fleets Partnership: No</p>						
Montgomery County	Light-Duty	CNG	2	100% of time	2,358 gal	4.4 tons
<p>Miles traveled per vehicle: 11,788 mi  Average vehicle fuel economy: 10 MPGge  Market: Government - Local  Vehicle type: Car  Percentage from coalition: 100%  National Clean Fleets Partnership: No</p>						
Montgomery County	Light-Duty	E85	441	12% of time	19,540 gal	48.8 tons
<p>Miles traveled per vehicle: 11,788 mi  Average vehicle fuel economy: 20 MPG  Market: Government - Local  Vehicle type: Car  Percentage from coalition: 100%  National Clean Fleets Partnership: No</p>						
National Park Service / NAMA	Light-Duty	E85	30	10% of time	977 gal	2.4 tons
<p>Miles traveled per vehicle: 11,788 mi  Average vehicle fuel economy: 17 MPG  Market: National Parks  Vehicle type: Car  Percentage from coalition: 75%  National Clean Fleets Partnership: No</p>						
PEPCO	Heavy-Duty	Biodiesel (10%)	75	100% of time	32,937 gal	301.8 tons
<p>Miles traveled per vehicle: 23,814 mi  Average vehicle fuel economy: 6 MPG  Market: Utility  Vehicle type: Unknown/Other  Percentage from coalition: 100%  National Clean Fleets Partnership:</p>						

Fleet/Station Name	Vehicle Class	Fuel	Number of Vehicles	Fuel Used	GGE Reduced	GHG Reduced
PEPCO	Light-Duty	Biodiesel (10%)	206	100% of time	10,747 gal	104.1 tons
Miles traveled per vehicle: 11,788 mi Average vehicle fuel economy: 25 MPG Market: Utility Vehicle type: Car Percentage from coalition: 100% National Clean Fleets Partnership:						
PEPCO	Light-Duty	CNG	26	25% of time	3,331 gal	6.3 tons
Miles traveled per vehicle: 11,788 mi Average vehicle fuel economy: 23 MPGge Market: Utility Vehicle type: Car Percentage from coalition: 100% National Clean Fleets Partnership:						
PEPCO	Light-Duty	E85	59	20% of time	3,844 gal	9.6 tons
Miles traveled per vehicle: 11,788 mi Average vehicle fuel economy: 17 MPG Market: Utility Vehicle type: Car Percentage from coalition: 75% National Clean Fleets Partnership:						
PEPCO	Light-Duty	LPG	2	40% of time	410 gal	0.9 tons
Miles traveled per vehicle: 11,788 mi Average vehicle fuel economy: 23 MPGge Market: Utility Vehicle type: Car Percentage from coalition: 100% National Clean Fleets Partnership:						
Potomac Trash	Heavy-Duty	CNG	40	100% of time	368,823 gal	693.8 tons
Miles traveled per vehicle: 25,000 mi Average vehicle fuel economy: 3 MPGde Market: Utility Vehicle type: Truck: Refuse Percentage from coalition: 100% National Clean Fleets Partnership:						
Prince George's County	Light-Duty	E85	205	100% of time	89,049 gal	222.6 tons
Miles traveled per vehicle: 11,788 mi Average vehicle fuel economy: 17 MPG Market: Government - Local Vehicle type: Car Percentage from coalition: 100% National Clean Fleets Partnership:						
Prince George's County	Light-Duty	LPG	5	100% of time	2,563 gal	5.3 tons
Miles traveled per vehicle: 11,788 mi Average vehicle fuel economy: 23 MPGge Market: Government - Local Vehicle type: Car Percentage from coalition: 100% National Clean Fleets Partnership:						
Prince William County	Light-Duty	E85	499	100% of time	216,760 gal	541.8 tons
Miles traveled per vehicle: 11,788 mi Average vehicle fuel economy: 17 MPG Market: Government - Local Vehicle type: Car Percentage from coalition: 100% National Clean Fleets Partnership:						



Fleet/Station Name	Vehicle Class	Fuel	Number of Vehicles	Fuel Used	GGE Reduced	GHG Reduced
Prince William County	Light-Duty	LPG	3	100% of time	1,825 gal	3.8 tons
Miles traveled per vehicle: 10,951 mi Average vehicle fuel economy: 18 MPGge Market: Government - Local Vehicle type: Pickup/SUV/Van Percentage from coalition: 100% National Clean Fleets Partnership:						
Smithsonian Institution	Light-Duty	CNG	4	100% of time	1,825 gal	3.4 tons
Miles traveled per vehicle: 10,951 mi Average vehicle fuel economy: 18 MPGge Market: National Parks Vehicle type: Pickup/SUV/Van Percentage from coalition: 75% National Clean Fleets Partnership: No <i>Smithsonian number includes 2 dedicated and 2 bi-fuel pickups.</i>						
Smithsonian Institution	Light-Duty	E85	1	100% of time	326 gal	0.8 tons
Miles traveled per vehicle: 11,788 mi Average vehicle fuel economy: 17 MPG Market: National Parks Vehicle type: Car Percentage from coalition: 75% National Clean Fleets Partnership: No						
Smithsonian Institution	Light-Duty	E85	81	100% of time	32,058 gal	80.1 tons
Miles traveled per vehicle: 10,951 mi Average vehicle fuel economy: 13 MPG Market: National Parks Vehicle type: Pickup/SUV/Van Percentage from coalition: 75% National Clean Fleets Partnership: No <i>This number includes Pickups, SUVs and vans.</i>						
Unity	Heavy-Duty	CNG	48	100% of time	442,588 gal	832.6 tons
Miles traveled per vehicle: 25,000 mi Average vehicle fuel economy: 3 MPGde Market: Utility Vehicle type: Truck: Refuse Percentage from coalition: 100% National Clean Fleets Partnership:						
Washington Gas	Light-Duty	CNG	118	100% of time	60,478 gal	113.8 tons
Miles traveled per vehicle: 11,788 mi Average vehicle fuel economy: 23 MPGge Market: Corporate Fleet Vehicle type: Car Percentage from coalition: 100% National Clean Fleets Partnership: No						

Fleet/Station Name	Vehicle Class	Fuel	Number of Vehicles	Fuel Used	GGE Reduced	GHG Reduced
Washington Metropolitan Area Transit Authority	Heavy-Duty	CNG	460	100% of time	6,062,580 gal	11,404.7 tons
Miles traveled per vehicle: 35,734 mi Average vehicle fuel economy: 3 MPGde Market: Government - Local Vehicle type: Bus: Transit Percentage from coalition: 100% National Clean Fleets Partnership:						
<b>Total:</b>			<b>5,689</b>		<b>10,368,293 gal</b>	<b>26,615 tons</b>

## Electric, Hybrid & Plug-in Vehicles

Fleet/Station Name	Vehicle Class	Fuel	Number of Vehicles	GGE Reduced	GHG Reduced
Arlington County	Light-Duty	Electric	1	774 gal	2.5 tons
Average electric fuel economy: - kWh/100mi Miles traveled per vehicle per year: 11,788 mi Market: Government - Local Vehicle type: Car Percentage from coalition: 100% National Clean Fleets Partnership: No					
Arlington County	Light-Duty	HEV	161	16,100 gal	198.3 tons
Average vehicle fuel economy: 25 MPG Miles traveled per vehicle per year: 10,000 mi Market: Government - Local Vehicle type: Car Percentage from coalition: 100% National Clean Fleets Partnership:					
City of Alexandria	Light-Duty	HEV	30	3,000 gal	37.0 tons
Average vehicle fuel economy: 25 MPG Miles traveled per vehicle per year: 10,000 mi Market: Government - Local Vehicle type: Car Percentage from coalition: 100% National Clean Fleets Partnership:					
City of Lynchburg	Light-Duty	HEV	5	500 gal	6.2 tons
Average vehicle fuel economy: 25 MPG Miles traveled per vehicle per year: 10,000 mi Market: Government - Local Vehicle type: Car Percentage from coalition: 100% National Clean Fleets Partnership:					
DC Government	Light-Duty	Electric	11	6,613 gal	21.5 tons
Average electric fuel economy: - kWh/100mi Miles traveled per vehicle per year: 11,788 mi Market: Government - Local Vehicle type: Unknown/Other Percentage from coalition: 100% National Clean Fleets Partnership: No <i>Includes: segway, scooters, Trikkies.</i>					
DC Government	Light-Duty	Electric	4	1,347 gal	4.4 tons
Average electric fuel economy: - kWh/100mi Miles traveled per vehicle per year: 11,788 mi Market: Government - Local Vehicle type: Car Percentage from coalition: 50% National Clean Fleets Partnership: No					

Fleet/Station Name	Vehicle Class	Fuel	Number of Vehicles	GGE Reduced	GHG Reduced
DC Government Average electric fuel economy: - kWh/100mi Miles traveled per vehicle per year: 10,951 mi Market: Government - Local Vehicle type: Pickup/SUV/Van Percentage from coalition: 100% National Clean Fleets Partnership: No	Light-Duty	Electric	3	3,686 gal	12.0 tons
DC Government Average vehicle fuel economy: 30 MPG Miles traveled per vehicle per year: 4,000 mi Market: Government - Local Vehicle type: Car Percentage from coalition: 100% National Clean Fleets Partnership: No <i>Includes: Automobile (compact, hybrid); pickup (half ton crew cab) and sport utility vehicle</i>	Light-Duty	HEV	81	6,253 gal	77.0 tons
Montgomery County Average vehicle fuel economy: 5 MPG Miles traveled per vehicle per year: 35,734 mi Market: Government - Local Vehicle type: Bus: Transit Percentage from coalition: 100% National Clean Fleets Partnership: No	Heavy-Duty	HEV	68	358,483 gal	4,415.7 tons
Montgomery County Average vehicle fuel economy: 25 MPG Miles traveled per vehicle per year: 11,788 mi Market: Government - Local Vehicle type: Car Percentage from coalition: 50% National Clean Fleets Partnership: No	Light-Duty	HEV	65	3,831 gal	47.2 tons
National Park Service / NAMA Average vehicle fuel economy: 25 MPG Miles traveled per vehicle per year: 10,000 mi Market: National Parks Vehicle type: Car Percentage from coalition: 100% National Clean Fleets Partnership:	Light-Duty	HEV	1	100 gal	1.2 tons
PEPCO Average vehicle fuel economy: 25 MPG Miles traveled per vehicle per year: 10,000 mi Market: Utility Vehicle type: Car Percentage from coalition: 100% National Clean Fleets Partnership: <i>This number includes 74 light duty, and 8 medium duty vehicles.</i>	Light-Duty	HEV	82	8,200 gal	101.0 tons
PEPCO Average vehicle fuel economy: 25 MPG Miles traveled per vehicle per year: 10,000 mi Market: Utility Vehicle type: Unknown/Other Percentage from coalition: 100% National Clean Fleets Partnership: No	Light-Duty	PHEV	8	800 gal	4.6 tons
PEPCO PHEV Average vehicle fuel economy: 25 MPG Miles traveled per vehicle per year: 10,000 mi Market: Utility Vehicle type: Car Percentage from coalition: 100% National Clean Fleets Partnership: No <i>Caley moved this from the Fuel Economy section to the Electric section.</i>	Light-Duty	HEV	8	800 gal	9.9 tons

Fleet/Station Name	Vehicle Class	Fuel	Number of Vehicles	GGE Reduced	GHG Reduced
Prince George's County Average vehicle fuel economy: 25 MPG Miles traveled per vehicle per year: 10,000 mi Market: Government - Local Vehicle type: Car Percentage from coalition: 100% National Clean Fleets Partnership:	Light-Duty	HEV	16	1,600 gal	19.7 tons
Prince William County Average vehicle fuel economy: 25 MPG Miles traveled per vehicle per year: 10,000 mi Market: Government - Local Vehicle type: Car Percentage from coalition: 100% National Clean Fleets Partnership:	Light-Duty	HEV	11	1,100 gal	13.5 tons
Smithsonian Institution Average electric fuel economy: - kWh/100mi Miles traveled per vehicle per year: 11,788 mi Market: National Parks Vehicle type: Car Percentage from coalition: 100% National Clean Fleets Partnership: No	Light-Duty	Electric	17	13,164 gal	42.7 tons
Smithsonian Institution Average vehicle fuel economy: 25 MPG Miles traveled per vehicle per year: 1,000 mi Market: National Parks Vehicle type: Car Percentage from coalition: 100% National Clean Fleets Partnership: No	Light-Duty	HEV	14	140 gal	1.7 tons
Washington Metropolitan Area Transit Authority Average vehicle fuel economy: 15 MPG Miles traveled per vehicle per year: 10,000 mi Market: Government - Local Vehicle type: Bus: Transit Percentage from coalition: 100% National Clean Fleets Partnership: No <i>This number represents hybrid transit buses.</i>	Heavy-Duty	HEV	436	160,807 gal	1,980.8 tons
<b>Total:</b>			<b>1,022</b>	<b>587,297 gal</b>	<b>6,997 tons</b>

## Off-Road Vehicles

Fleet Name	Application	Method	Fuel	Number of Vehicles	GGE Reduced	GHG Reduced
Arlington County Fuel used: 1,000 gal Percentage from coalition: 100% National Clean Fleets Partnership:	Construction equipment	Alternative fuel or vehicles	Biodiesel (20%)	39	203 gal	1.9 tons
DC Government Fuel used: 2,000 gal Percentage from coalition: 100% National Clean Fleets Partnership: <i>This number includes: Loader (skidsteer, backhoe light, backhoe medium, backhoe heavy), milling machine, milling excavator, boom loader, tractor utility).</i>	Construction equipment	Alternative fuel or vehicles	Biodiesel (20%)	51	406 gal	3.7 tons
DC Government Fuel used: 780 kWh Percentage from coalition: 100% National Clean Fleets Partnership: <i>Forklifts</i>	Forklifts	Alternative fuel or vehicles	Electric	28	60 gal	0.1 tons

Fleet Name	Application	Method	Fuel	Number of Vehicles	GGE Reduced	GHG Reduced
DC Government	Forklifts	Alternative fuel or vehicles	LPG	2	7 gal	0.0 tons
Fuel used: 10 gal Percentage from coalition: 100% National Clean Fleets Partnership: <i>Forklifts</i>						
DC Water	Other	Alternative fuel or vehicles	Electric	11	77 gal	0.1 tons
Fuel used: 1,000 kWh Percentage from coalition: 100% National Clean Fleets Partnership: <i>Number represents "Carts"</i>						
National Park Service / NAMA	Landscaping equipment	Alternative fuel or vehicles	Electric	3	77 gal	0.1 tons
Fuel used: 1,000 kWh Percentage from coalition: 100% National Clean Fleets Partnership:						
National Park Service / NAMA	Recreational equipment	Alternative fuel or vehicles	Electric	4	77 gal	0.1 tons
Fuel used: 1,000 kWh Percentage from coalition: 100% National Clean Fleets Partnership:						
PEPCO	Forklifts	Alternative fuel or vehicles	Electric	6	77 gal	0.1 tons
Fuel used: 1,000 kWh Percentage from coalition: 100% National Clean Fleets Partnership:						
PEPCO	Forklifts	Alternative fuel or vehicles	LPG	22	740 gal	1.5 tons
Fuel used: 1,000 gal Percentage from coalition: 100% National Clean Fleets Partnership:						
Prince George's County	Forklifts	Alternative fuel or vehicles	Electric	1	77 gal	0.1 tons
Fuel used: 1,000 kWh Percentage from coalition: 100% National Clean Fleets Partnership:						
Prince George's County	Recreational equipment	Alternative fuel or vehicles	Electric	10	77 gal	0.1 tons
Fuel used: 1,000 kWh Percentage from coalition: 100% National Clean Fleets Partnership:						
Prince George's County	Forklifts	Alternative fuel or vehicles	LPG	2	740 gal	1.5 tons
Fuel used: 1,000 gal Percentage from coalition: 100% National Clean Fleets Partnership:						
Prince William County	Forklifts	Alternative fuel or vehicles	LPG	2	740 gal	1.5 tons
Fuel used: 1,000 gal Percentage from coalition: 100% National Clean Fleets Partnership:						

Fleet Name	Application	Method	Fuel	Number of Vehicles	GGE Reduced	GHG Reduced
Washington Gas	Forklifts	Alternative fuel or vehicles	CNG	5	95 gal	0.2 tons
Fuel used: 100 GGE Percentage from coalition: 100% National Clean Fleets Partnership:						
<b>Total:</b>				<b>186</b>	<b>3,454 gal</b>	<b>11 tons</b>

## FUEL ECONOMY

### Vehicle Miles Traveled Reductions

Fleet Name	Method	Vehicle Class	GGE Reduced	GHG Reduced
Capital BikeShare	Non-motorized locomotion (e.g., bicycles)	Light-Duty	50 gal	0.6 tons
Fuel saved: 100 gallons Percentage from coalition: 50% National Clean Fleets Partnership:				
<b>Total:</b>			<b>50 gal</b>	<b>1 tons</b>

## FUEL STATIONS

### New Stations

Fuel	Public Stations	Private Stations
Biodiesel	-	5
CNG - Compressed Natural Gas	-	1
E85 - 85% Ethanol	-	-
Electric Chargers	-	-
Hydrogen	-	-
LNG - Liquefied Natural Gas	-	-
LPG - Liquefied Petroleum Gas	-	-
<b>Total:</b>	<b>0</b>	<b>6</b>

## OUTREACH ACTIVITIES

Activity Name	Dates	Activity Type	Percentage from Coalition	Persons Reached
EV Quarterly Progress Reports	02/01/2012, 06/01/2012, 10/01/2012	Literature Distribution	100%	35
<b>Technology:</b> Alternative fuel vehicles, Hybrid electric vehicles <b>Audience:</b> Airport, Delivery, Government, Public, Transit, Utility, Waste				
EV Stakeholder Engagements & Meeting	02/01/2012, 05/01/2012, 08/01/2012, 11/01/2012	Meeting - Stakeholder	100%	30
<b>Technology:</b> Alternative fuel vehicles, Hybrid electric vehicles <b>Audience:</b> Airport, Delivery, Government, Private Fleets, Public, Transit, Utility, Waste, Other				

Activity Name	Dates	Activity Type	Percentage from Coalition	Persons Reached
Learn How Propane Autogas Can Help Your Fleet <b>Technology:</b> Alternative fuel vehicles <b>Audience:</b> <i>Included ride &amp; drive, information session. Presented by GWRCCC, Roush CleanTech, Propane Education &amp; Research Council, &amp; FerrellGas.</i>	02/14/2012	Advancing the Choice	100%	60
Washington Area Fleet Administrators Meeting <b>Technology:</b> Alternative fuel vehicles, Fuel blends, Fuel economy improvements, Hybrid electric vehicles <b>Audience:</b> Government, Private Fleets, Transit	03/13/2012, 09/13/2012, 11/20/2012	Advancing the Choice	100%	45
2012 Energy Independence Summit <b>Technology:</b> Alternative fuel vehicles, Fuel blends, Fuel economy improvements, Hybrid electric vehicles <b>Audience:</b> Government, Private Fleets, Public <i>This year???'s event was a great success in educating policy makers and politicians about the importance of promoting alternative fuels and vehicles for the long term growth of the economy, promoting energy security and petroleum reduction programs, and providing lower GHG alternatives to traditional fuels.</i>	03/25/2012, 03/28/2012	Conference participation	100%	500
Biodiesel-- the Seamless Alternative Fuel <b>Technology:</b> Alternative fuel vehicles, Fuel blends, Fuel economy improvements <b>Audience:</b> Delivery, Government, Private Fleets, Public, Transit, Utility, Waste	04/11/2012, 08/23/2012	Meeting - Stakeholder	100%	100
CNG Workshop-- "Can it work for you?" <b>Technology:</b> Alternative fuel vehicles, Fuel blends, Fuel economy improvements <b>Audience:</b> Delivery, Government, Private Fleets, Public, Transit, Utility, Waste	04/18/2012	Advancing the Choice	100%	50
2012 Alternative Fuels & Advanced Technology Vehicles Expo <b>Technology:</b> Alternative fuel vehicles, Fuel blends, Fuel economy improvements, Hybrid electric vehicles <b>Audience:</b> Government, Private Fleets, Public, Transit, Utility, Waste <i>At least 40 alternative fuel vehicles (AFVs) were displayed, and nearly as many exhibitors shared the latest information on them and their fuels. An array of breakout informational sessions looked at the various fuel properties and applications, market influences, policy impacts and more.</i> <i>Experts, vehicle and industry representatives, and legal and policy authorities led classes, sit on panels and conducted question-and-answer sessions. A must for fleet managers and business and government decision makers, the Expo also provided the average motorist with the latest facts and figures.</i>	05/22/2012	Advancing the Choice	100%	300
Maryland Propane Autogas Roadshow <b>Technology:</b> Alternative fuel vehicles, Fuel blends, Fuel economy improvements <b>Audience:</b> Government, Private Fleets, Public, Transit	06/08/2012	Advancing the Choice	100%	100
Biodiesel Summit <b>Technology:</b> Alternative fuel vehicles, Fuel blends, Fuel economy improvements <b>Audience:</b> Government, Private Fleets, Public	08/23/2012	Conference participation	100%	45
Best Practices & Lessons Learned from The EV Project <b>Technology:</b> Alternative fuel vehicles, Fuel economy improvements, Hybrid electric vehicles <b>Audience:</b> Government, Private Fleets, Public, Transit	08/30/2012	Meeting - Stakeholder	100%	30
Biobased Products and Saving \$\$ on Electric Fuel Cost <b>Technology:</b> Alternative fuel vehicles, Fuel blends, Fuel economy improvements <b>Audience:</b> Government, Private Fleets, Transit <i>"Biobased Products and Saving \$\$ on Electric Fuel Cost"-- A workshop for fleet managers, policy makers and others interested in reducing petroleum use in their operations.</i>	09/13/2012	Meeting - Stakeholder	100%	40
DCRA Green Building Symposium and Expo <b>Technology:</b> Alternative fuel vehicles, Fuel blends, Fuel economy improvements, Hybrid electric vehicles <b>Audience:</b> Delivery, Government, Private Fleets, Public, Transit, Utility, Waste	09/14/2012	Conference participation	50%	300



Activity Name	Dates	Activity Type	Percentage from Coalition	Persons Reached
Second Annual "Clean on the Green" Golf Tournament	09/17/2012	Meeting - Other	100%	30
<p><b>Technology:</b> Alternative fuel vehicles, Fuel blends, Fuel economy improvements, Hybrid electric vehicles  <b>Audience:</b> Government, Private Fleets, Public, Transit</p> <p><i>GWRCCC's Second Annual "Clean on the Green" golf tournament served as an informative and fun way to get the message out about alternative fuels while enjoying a fundraising event at Fort Belvoir, Virginia.</i></p>				
Press Release- "Clean on the Green"	09/17/2012	Media Event	100%	150
<p><b>Technology:</b> Alternative fuel vehicles, Fuel blends, Fuel economy improvements, Hybrid electric vehicles  <b>Audience:</b> Delivery, Government, Private Fleets, Public, Transit, Utility, Waste</p>				
National Plug-In Day	09/23/2012	Media Event	100%	150
<p><b>Technology:</b> Alternative fuel vehicles, Fuel blends, Fuel economy improvements, Hybrid electric vehicles, Vehicle miles traveled reduction  <b>Audience:</b> Delivery, Government, Private Fleets, Public, Transit, Utility, Waste, Other</p> <p><i>GWRCCC participated in National Plug-In Day on September 23, 2012. Held on the National Mall, NPID brought together owners, dealers, fleet representatives, utility companies, manufacturers and supporters of plug-in vehicles with the general public.</i></p>				
Press Release- "National Plug-In Day"	09/23/2012	Media Event	100%	150
<p><b>Technology:</b> Alternative fuel vehicles, Fuel blends, Fuel economy improvements, Hybrid electric vehicles  <b>Audience:</b> Delivery, Government, Private Fleets, Public, Transit, Utility, Waste</p>				
Washington Metropolitan Council of Governments (WMCOG) Meeting	09/27/2012	Meeting - Other	100%	20
<p><b>Technology:</b> Alternative fuel vehicles, Fuel economy improvements, Hybrid electric vehicles  <b>Audience:</b> Government</p> <p><i>The Electric Vehicle Project Manager (and Deputy Director of GWRCCC) presented information alongside other EV Project associates regarding the final report produced by the EV Project regarding EV deployment in the Washington Metro region.</i></p>				
Washington Metropolitan Council of Governments (WMCOG) Meeting	10/02/2012	Meeting - Other	100%	20
<p><b>Technology:</b> Alternative fuel vehicles, Fuel economy improvements, Hybrid electric vehicles  <b>Audience:</b> Government</p> <p><i>The advantages of Electric Drive were showcased, and the participants were able to examine the Electric Vehicle Project report. The discussion also focused on the Northeast Electric Vehicle Network, which GWRCCC's Deputy Director Claude Willis and Project Assistant Jaime McKay, participate in. This NEVN is associated with the Georgetown Climate Center, and numerous other Clean Cities coalition.</i></p>				
Petroleum Reduction Technologies Train-the-Trainer Workshop	10/04/2012	Conference participation	100%	20
<p><b>Technology:</b> Alternative fuel vehicles, Fuel blends, Fuel economy improvements, Hybrid electric vehicles  <b>Audience:</b> Government, Private Fleets, Public, Transit</p>				
National Mall & Monuments Meeting	10/09/2012	Meeting - Stakeholder	100%	5
<p><b>Technology:</b> Alternative fuel vehicles, Fuel blends, Fuel economy improvements, Hybrid electric vehicles  <b>Audience:</b> Government, Private Fleets, Public</p> <p><i>This meeting focused on how the National Mall &amp; Monuments division of the National Parks Service could adopt alternative fuel vehicles, alternative fuel blends, and biobased products into their daily routine without disruption.</i></p>				
National Alternative Fuel Vehicle Day (Odyssey)	10/16/2012	Conference participation	100%	55
<p><b>Technology:</b> Alternative fuel vehicles, Fuel blends, Fuel economy improvements  <b>Audience:</b> Delivery, Government, Private Fleets, Public, Transit, Utility, Waste</p> <p><i>Odyssey Day was an opportunity to educate about alternative fuel vehicles and alternative fuel technologies. GWRCCC saw a large turnout and varied participation in their event, including a showcase of numerous light- and heavy-duty fleet vehicles, personal vehicles, off-road equipment, and commercial lawnmower equipment. A panel discussing the benefits of alternative fuels, a discussion on the Northeast Electric Vehicle Network, and a master mechanic from Toyota rounded out the event.</i></p>				
Electric Vehicle (EV) Project Outreach Meeting: Public Officials	10/19/2012	Meeting - Other	100%	10
<p><b>Technology:</b> Alternative fuel vehicles, Fuel economy improvements, Hybrid electric vehicles  <b>Audience:</b> Government</p> <p><i>The EV Project outreach meeting was directed specifically towards public officials, and educating them on how to prepare and assist for EV deployment in their localities.</i></p>				



Activity Name	Dates	Activity Type	Percentage from Coalition	Persons Reached
GWRCCC EV Deployment Education and Outreach <b>Technology:</b> Alternative fuel vehicles, Fuel economy improvements, Hybrid electric vehicles <b>Audience:</b> Airport, Delivery, Government, Private Fleets, Public, Transit, Utility <i>Public Officials meeting</i>	10/19/2012	Meeting - Stakeholder	100%	15
Board of Directors Meeting <b>Technology:</b> Alternative fuel vehicles, Fuel blends, Fuel economy improvements, Hybrid electric vehicles <b>Audience:</b> Government, Private Fleets, Public	10/23/2012	Meeting - Stakeholder	100%	20
Biodiesel Success Story <b>Technology:</b> Alternative fuel vehicles, Fuel blends <b>Audience:</b> Delivery, Government, Private Fleets, Public, Transit	10/29/2012	Literature Distribution	100%	35
Website Redevelopment <b>Technology:</b> Alternative fuel vehicles, Fuel blends, Fuel economy improvements, Hybrid electric vehicles <b>Audience:</b> Government, Private Fleets, Public, Transit	11/05/2012	Website	100%	200
Washington Gas Expo <b>Technology:</b> Alternative fuel vehicles, Fuel blends, Fuel economy improvements, Hybrid electric vehicles <b>Audience:</b> Private Fleets, Transit, Utility	11/15/2012	Advancing the Choice	100%	100
GWRCCC EV Deployment Education and Outreach <b>Technology:</b> Alternative fuel vehicles, Hybrid electric vehicles <b>Audience:</b> Delivery, Government, Private Fleets, Public, Transit, Utility <i>Fleets meeting</i>	11/20/2012	Meeting - Stakeholder	100%	15
Washington Metropolitan Council of Governments Meeting <b>Technology:</b> Alternative fuel vehicles, Fuel blends, Fuel economy improvements, Hybrid electric vehicles <b>Audience:</b> Government	11/27/2012	Meeting - Stakeholder	100%	20
CBS Radio <b>Technology:</b> Alternative fuel vehicles, Fuel blends, Fuel economy improvements, Hybrid electric vehicles <b>Audience:</b> Public	12/06/2012	Meeting - Other	100%	2
GWRCCC EV Deployment Education and Outreach <b>Technology:</b> Alternative fuel vehicles, Hybrid electric vehicles <b>Audience:</b> Public <i>Community College EV Training Information</i>	12/15/2012	Literature Distribution	100%	5
GWRCCC EV Deployment Education and Outreach <b>Technology:</b> Alternative fuel vehicles, Hybrid electric vehicles <b>Audience:</b> Other <i>Automobile Dealerships meeting</i>	12/17/2012	Meeting - Stakeholder	100%	5
GWRCCC EV Deployment Education and Outreach <b>Technology:</b> Alternative fuel vehicles, Hybrid electric vehicles <b>Audience:</b> Utility <i>Utilities meeting</i>	12/17/2012	Meeting - Stakeholder	100%	8
<b>Total:</b>				<b>2,670</b>

# GRANTS

Grantor	Total Grant Amount	Total Matching Funds	Total Project Funding	Grant Amount Spent in 2012	Matching Funds Spent in 2012	Total Project Funding Spent in 2012
United Soybean Board	\$9,990	\$6,765	\$16,755	\$9,990	\$6,765	\$16,755
<p><b>Length of grant:</b> 1  <b>Year grant began:</b> 2012  <b>Sources of the grant:</b> None of the above  <b>Partners:</b> Innovation Drive, Maryland Soybean Board  <b>Technologies:</b> Other  <b>Purpose:</b> To promote soy biobased products in the Greater Washington Region</p> <p><i>GWRCCC's mission is focused on the transportation sector. As such, our complementary efforts regarding soy biobased products will center on two major areas from the USB, including facility, building and equipment maintenance and janitorial and cleaning. This includes a workshop, targeted outreach to potential businesses, including fleets, that have direct need for biobased products in daily operations, feature articles within the Quarterly newsletter, and provide media coverage opportunities.</i></p>						
United Soybean Board	\$24,608	\$20,341	\$44,949	\$24,608	\$20,341	\$44,949
<p><b>Length of grant:</b> 1  <b>Year grant began:</b> 2012  <b>Sources of the grant:</b> None of the above  <b>Partners:</b> Innovation Drive, Maryland Soybean Board, Propark America  <b>Technologies:</b> Biodiesel Blends  <b>Purpose:</b> Promote the use of soy-based biodiesel</p> <p><i>We are committed to increasing the knowledge level and ultimately the utilization of Soy Biodiesel in our region. As part of our continuing commitment to the advancement of alternative fuels, our plan is aggressive yet attainable, and includes a variety of elements such as workshops, development and distribution of a case study with our partners from the Smithsonian, targeted outreach to potential fleets, significant media coverage/exposure, Biodiesel breakout session at our First Annual Alternative Fuel &amp; Advanced Technology Vehicles Expo.</i></p>						
<b>Total:</b>	<b>\$34,599</b>	<b>\$27,106</b>	<b>\$61,704</b>	<b>\$34,599</b>	<b>\$27,106</b>	<b>\$61,704</b>